

**TARGETED INDUSTRY AND
MANUFACTURING
BUSINESS DYNAMICS REPORT 2011
FOR NORTHEAST INDIANA
Released February, 2012**

EXECUTIVE SUMMARY	1
INTRODUCTION AND BACKGROUND	2
SUMMARY BY THE NUMBERS	3
2011 DETAILS	6
TARGETED INDUSTRY REPORTS AND NAICS SECTORS	9
APPENDICES	17
APPENDIX A- 2011 LIST OF EVENTS BY COUNTY	17
APPENDIX B- 2011 LIST OF EVENTS BY TYPE	28
APPENDIX C- NAICS CODES	37
APPENDIX D- INTRA NEI MOVES	38

EXECUTIVE SUMMARY

With the release of the fourth annual Business Dynamics report for the 10-county northeast Indiana region¹, the major announcement is that the positive news from last year continued in 2011. Of all the new jobs associated with companies moving into the NEI region during the past four years, 2011 has been the best year for the most new jobs announced. The number of expansions was also the highest during this time (i.e. 2008-2011), and the bad news associated with downsizings was at the lowest point since this project began. The Community Research Institute (CRI) tracks business events related to new companies or those relocating in NEI, expansions, as well as closings, downsizings, and layoffs.

This report is not intended to be an all-inclusive summary for every event in the region. The major economic engines of the NEI economy are tracked: manufacturing; logistics; insurance; and medical devices; as well as inter-related groups of industries such as food production, which includes not only food manufacturing, but processing, warehousing and transportation, and specialty manufacturing for this industry; and the defense industry, which includes software engineering and development, research, as well as manufacturing associated with this sector. CRI also monitors the region's "major" employers, many of which fall into one of the above categories. Most service related industries are not monitored by CRI. So while the entire economic picture is not given with this report, there are advantages by knowing details about the area's core industries in a relatively timely fashion.

By the numbers, there were 18 net new company announcements with 1,692 new positions. The largest in terms of new positions are R3 Composites in Allen County and Family Dollar Distribution in DeKalb County, with 400 and 350 positions respectively.

2011 was another good year for business expansions in NEI. There were 139 expansions with 3,055 jobs associated with these expansions. In addition, thanks largely to the General Motors announcement regarding its Allen County plant, over \$653 million dollars was invested in NEI plant and equipment upgrades and expansions this past year. An interesting factor in this year's expansions was that no one company dominated the numbers--of the companies that announced expanded personnel, the range was 1 to 200 new employees and the average was an additional 29 employees.

Of the more than 1,300 businesses monitored by CRI, only eight closed in 2011. This involved a loss of 369 jobs--the lowest number of jobs lost since our tracking began.

There were eight known downsizings with 564 jobs lost. Once again, these numbers both represent lows since the inception of the Business Dynamics report.

In 2009, we began tracking layoffs and call-backs. The economic situation at that time made these events almost commonplace, but neither of these events made the news in 2011. There were two known layoffs and no known call-backs in 2011.

CRI also tracks acquisitions and once again, the numbers were much smaller.

¹ Northeast Indiana (NEI) is defined as Adams, Allen, DeKalb, Huntington, LaGrange, Noble, Steuben, Wabash, Wells, and Whitley counties.

INTRODUCTION AND BACKGROUND

The Community Research Institute at Indiana University-Purdue University Fort Wayne (CRI) has been monitoring business events--expansions, closings, new companies, downsizings, and similar events, since 2008 for the 10-county northeast Indiana area, also known as NEI².

Not all business events are recorded or monitored. Throughout the year, CRI focuses on events which involve the activities within the manufacturing, insurance, defense, and logistics sectors as well as events that affect the area's major public employers, such as those in the health care industry. As explained later, we do give special attention to activities which occur within one of our core regional industries. And finally, for many reasons, changes within the retail sector are not included, nor are those in restaurants, lodging, or public administration.

CRI employs a methodology which dictates that our reporting coincides with an activity, rather than an announcement for future plans. That is, if a company announces an expansion, we check for a building permit, tax abatement approval, the addition of equipment, or some evidence of increased employment, and report the event based on that activity. If there is a multi-year expansion plan, we generally include the data for the planned expansion, but we will revise the data if plans do not materialize as originally intended. CRI relies heavily on the local economic development officials, the Indiana Economic Development Corporation, city and county government offices, as well as public information such as newspapers or news releases. If an event is not made public, it is difficult to incorporate those facts into our reporting. There have been occasions when information is available long after the event has occurred, and if that is the case, we include the information as a revision with the next annual report.

With this 2011 report, there are some changes in the definitions of core industries. The biggest of these is that there is a focus in the insurance sector, not the finance sector in general. In the past, bank additions and offices were included as part of the local business dynamics. With this change in focus, there are revisions necessary to past years' data as we exclude past data on banks.

Each year when we prepare this annual summary, we stress the fact that this report reflects a small part of all activity; we know we do not have perfect information. The advantages of this report is that it gives an idea of the churn occurring within NEI as well as the fact that is relatively timely-for example, we will not have government data on employment change by industry until eight months into the following year for Bureau of Labor Statistics data, and even later than that for Bureau of Economic Analysis data. Although this report is prepared in the first quarter of the year, CRI and the Regional Partnership have access to the economic pulse of the region at any time due to our diligent monitoring during the entire year. In addition, we monitor by targeted industry which is defined by our region, not by NAICS³ codes or industry sectors, and can quickly report what activities are occurring in our core industries at any time.

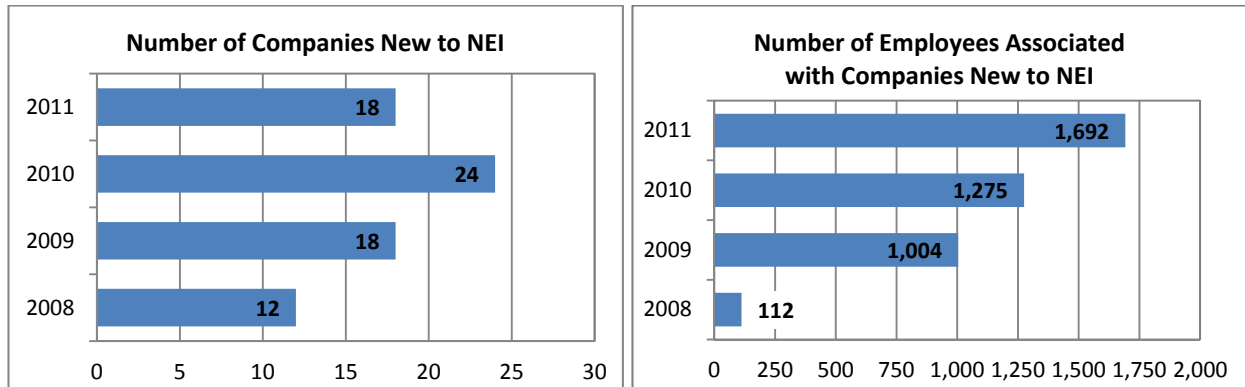
² NEI consists of the following counties: Adams, Allen, DeKalb, Huntington, LaGrange, Noble, Steuben, Wabash, Wells, and Whitley. The population of NEI is approximately 680,000.

³ Reference Appendix C for NAICS information.

SUMMARY BY THE NUMBERS

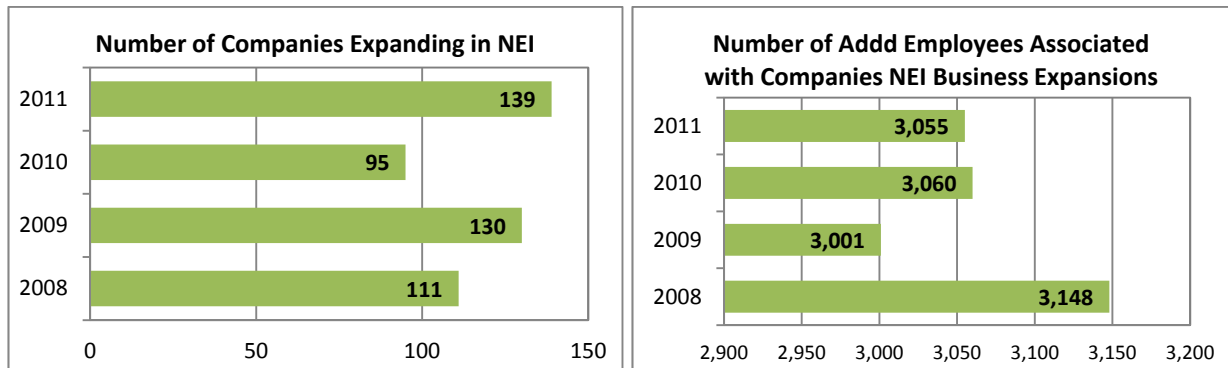
The numbers in this summary are based on a regional “net” basis. Although business dynamics activities are summarized by county in a following section as well as itemized in Appendix A, the summary presented here does not include activities when a business moves from one NEI county to another NEI county, except that any new employees added related to the move are reflected as new employees. There were six intra-NEI moves in 2011, and these are identified in Appendix D.

NEW COMPANIES: From a regional perspective, there were 18 net new company announcements in 2011. These 18 new companies added more new employees than in the prior year, with 1,559 new jobs in 2011 from these companies, plus an additional 133 net new jobs which will occur due to intra-NEI moves⁴, for a total of 1,692 jobs.



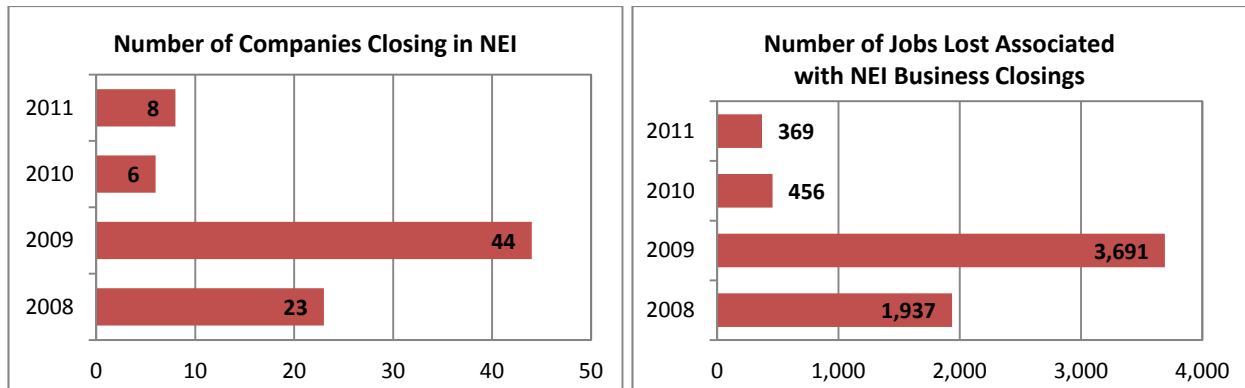
Note that this data does not include re-openings, except in special cases, such as when a company closes, is sold and then re-opened under the new owner.

EXPANSIONS: There were 139 company expansions announced in 2011, bringing 3,055 new jobs to NEI. Expansions also counted for \$653 million dollars of space or equipment invested in NEI in 2011, and almost three million square feet were added from these expansions. Some companies announced more than one expansion, and these are accounted for as separate events.



⁴ For those who are keeping score: If a company moves from an NEI county to another, this is recorded as 1) a new company to the county which receives the company 2) a closing to the county from where it moved, 3) if the company expands when it makes the move, those are included as new jobs to NEI, and 4) if the company expands at a later point in the year, this is recorded as an expansion.

CLOSINGS: There were 8 net closings announced in 2011. As a result of the closings, 369 people did lose their jobs.



The following categories are also monitored by CRI, although we would be the first to acknowledge that gathering data for downsizings, layoffs, and call-backs carries many unknowns. There are times, however, when this knowledge is helpful or valuable for understanding the local economy. Large layoffs can explain a spike in the unemployment rate, for example⁵.

DOWNSIZINGS: There were 8 known downsizings with 564 jobs lost.

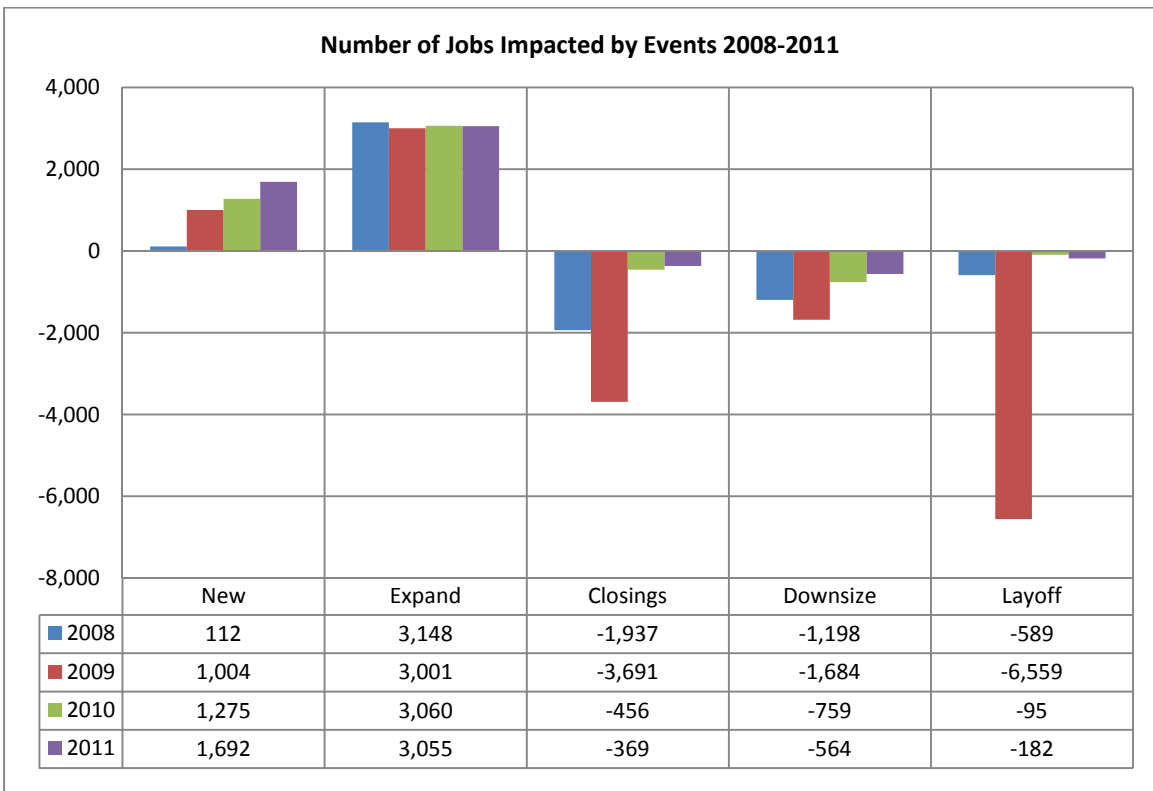
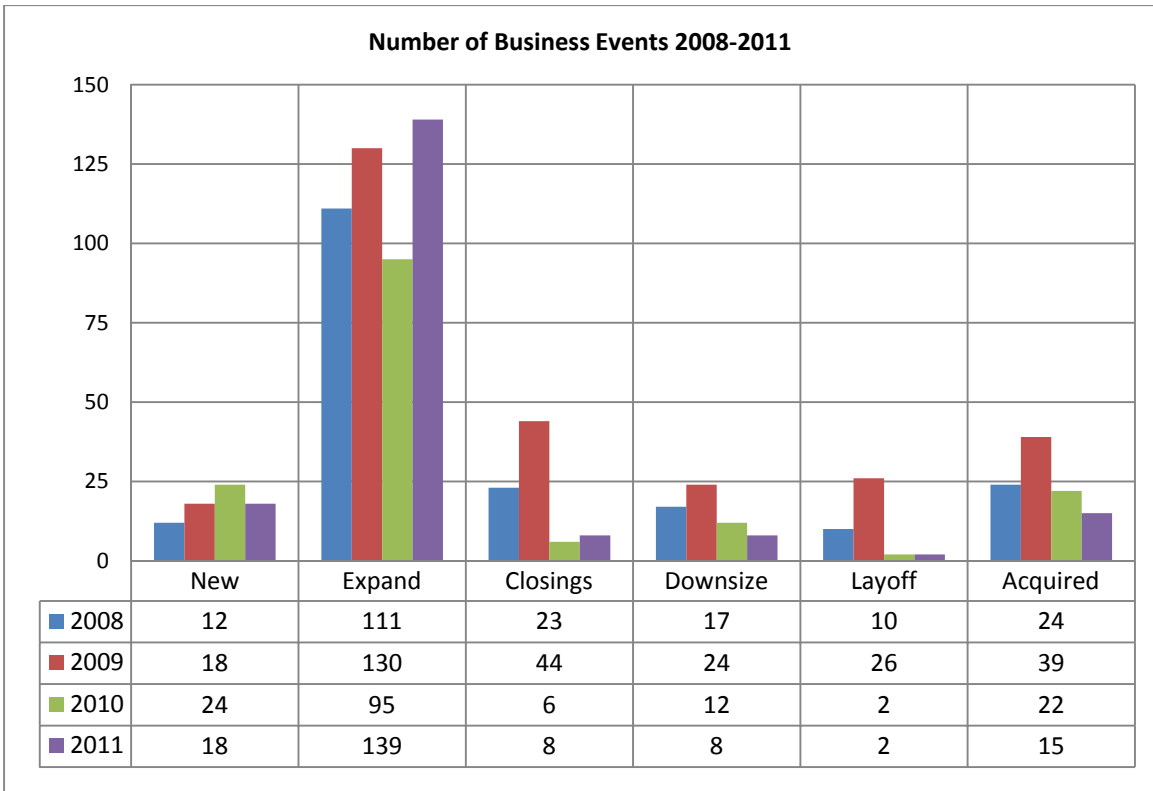
LAYOFFS: There were two known layoffs in 2011 which affected 182 jobs. General Motors, which employs over 3,600 in its Allen County plant, has numerous periods of down times throughout the year. When a scheduled downtime occurs, this will not be recorded as a layoff.

CALL-BACKS: There were no known call-backs recorded in 2011.

ACQUISITIONS: There were 15 known acquisitions in 2011 in NEI. Acquisitions are monitored because there is some correlation between acquisitions and future closings or changes within the company. For example, Lincoln Foodservice was acquired in 2008 and sold off one of its divisions in 2010.

The charts below summarize these events from 2008 to 2011. The big recession of 2008-2009 did affect NEI severely, but it is with relief (and congratulations to all who worked hard during this period) to state that 2011 has been another solid year-once again, the positive events have outweighed the negative events.

⁵ For example, reference November unemployment rates as explained in the Fort Wayne Journal Gazette: Wyche, Paul. "Jobless Rate Drops in Area." *Journal Gazette* [Fort Wayne] 25 Jan 2012, accessed 1-30-2012 (<http://journalgazette.com/article/20120125/BIZ/301259942/1031/BIZ>)



2011 DETAILS

NEW AND EXPANDING:

From a regional perspective, there were 18 net new company announcements in 2011. There were also six intra-NEI moves, and four of these involve an expanded workforce. These 18 new companies and the expansions due to the intra-NEI moves brought 1,692 new jobs to NEI. There was a total of \$217.1 million dollars of space and equipment invested in NEI for these companies, and an additional 2.09 million square feet in use.

Eight out of the 10 NEI counties had at least one new business to welcome in 2011, and an intra-NEI move gave Noble County a new business. One of the largest was R3 Composites in Grabill in Allen County which will employ 400 people with an investment of \$4.5 million dollars in plant and equipment. At least 350 people will work at the Family Dollar Distribution Center in Ashley in DeKalb County. This company invested \$70 million preparing the property and building the structure and installing the necessary equipment. Other than the \$283 Million dollar investment planned for General Motors, Family Dollar represents the largest announced investment in NEI in 2011. All of the new companies are listed in Appendix B. This appendix identifies the companies new to a county through an intra-NEI move, and intra-NEI moves are also itemized in Appendix D.

Data regarding growth from new companies to the counties are listed in the table below. Note that jobs from intra-NEI moves do not mean that an equivalent number of jobs were lost from an NEI company. There are often expansions associated with these moves, and in addition, many times the employee is able to commute to the new location.

Companies New to Counties				
	New to NEI	Intra-County Move (New to County)	Jobs from New NEI companies	Jobs from Intra-NEI Moves (jobs new to NEI)
Adams County	2		8	
Allen County	6	1	512	76
DeKalb County	4		630	
Huntington County	2		51	
LaGrange County	1	1	0*	
Noble County		1		10
Steuben County	1	1	140	35
Wabash County	1		150	
Wells County				
Whitley County	1	2	68	12
TOTAL NEI	18	6	1,559	133
* Does not include data from Ultra Soy.				

There were 140 company expansions announced in 2011, bringing 3,130 new jobs to NEI. Expansions also counted for \$653 million dollars of space or equipment invested in NEI, and an additional 2.966 million square feet in use. Several companies announced more than one expansion, and these are accounted for as separate events. In 2010, local expansion was buoyed by a major expansion at the GM Truck Plant in Allen County, which increased its workforce by almost 1,000 jobs. This year, there were a number of companies which announced expansions in the 100-200 job range, but the expansions were not dominated by a single employer. The major expansions in 2011 included:

- *Vera Bradley*: multiple expansions with a total of 225 added jobs, \$18.75 million dollar investment, and 239,200 additional square feet
- *Cruiser RV LLC*: 200 jobs with \$880,000 dollar investment, and 140,000 additional square feet
- *Jack Cooper Transport*: 200 additional jobs
- *Frontier*: multiple expansions for a total of 185 added jobs
- *Lutheran Life Villages*: 160 additional jobs, \$40 million dollar investment
- *80/20*: 110 additional jobs, \$9.4 million dollar investment, and an additional 90,000 square feet
- *TI Automotive*: 100 additional jobs
- *TRIN, INC*: 100 additional jobs
- *Guardian Automotive*: multiple expansions with 100 additional jobs
- *General Motors*: multiple expansions with 100 additional jobs

Expansions by county are summarized in the table below. All NEI counties experienced expansions in 2011. Although the number of new jobs related to these expansions is also indicated, not all expansions result in new jobs. Approximately 25 percent of these announcements were related to growth in space or investment of equipment only.

Companies Expanding in NEI		
	Number Expanding	Jobs from Expanding NEI companies
Adams	6	116
Allen	49	1,430
DeKalb*	14	508
Huntington	10	75
LaGrange	6	214
Noble	21	412
Steuben	8	38
Wabash	2	17
Wells	17	86
Whitley	6	159
TOTAL NEI	139	3,055
*This is excluding an Intra-NEI transfer of 75 jobs from Group Dekko in Noble County to operations in DeKalb County.		

CLOSINGS AND DOWNSIZINGS:

There were eight net closings in 2011 with at least 369 jobs lost, but one of these closings (Fremont Feed Mill) did not involve loss of jobs since the positions were transferred to another location within NEI.

There were 10 known downsizings with 639 jobs lost. Two of these downsizing events involve Navistar/International Truck and Engine which announced in 2010 that it would move its engineering center from Fort Wayne to Lisle, Illinois. Navistar's employment in Fort Wayne has decreased from a high of 1,400 in 2009 to 500 in January 2012. Over 330 jobs were lost in 2011, and more will be lost in 2012.

The table below summarizes the changes in 2011 in NEI for closings and downsizings. Intra-NEI moves are not reflected in this table because there were no known cases of jobs being lost when a company moved from one NEI county to another.

2011 NEI Closings and Downsizings	Closing		Downsizing	
	Events	Jobs	Events	Jobs
Adams County	1	58		
Allen County	3	278	7	556*
DeKalb County				
Huntington County				
LaGrange County				
Noble County	1	3	1**	8**
Steuben County	1	0		
Wabash County				
Wells County				
Whitley County	2	30		
TOTAL NEI	8	369	8	564
Notes: * One downsizing involved the State Farm Claims Office, and the actual number of jobs affected is unknown.				
** Group Dekko transferred 75 jobs from Noble in Dekalb County.				

LAYOFFS AND CALL-BACKS:

There were two known layoffs in 2011 which affected 182 jobs. Compare this to the 26 known layoffs in 2009 which affected over 6,500 jobs.

There were no known call backs.

Not all layoffs or call-backs are announced.

ACQUISITIONS:

There were 15 known net NEI acquisitions in 2011. CRI monitors acquisitions since often (but not always!) some another activity comes on the heels of the acquisition-as an example, there have been a few events this past year related to Ficosa in Berne. Ficosa purchased Camryn (formerly IMA) early in 2011 and apparently is reorganizing: 175 people were laid off in November and the hope is that that layoff is temporary and related to their national reorganization.

Last year, 85 percent of the acquisitions were in Allen County; in 2011, this was more evenly distributed, with 40 percent of the acquisitions occurring outside of Allen County.

Note that data is not always released about the workforce at a company being acquired, and that the tables in the Appendix for the most part just reflect the event, with no specific data given about the company.

TARGETED INDUSTRY REPORTS AND NAICS SECTORS

In past years, this report has included a section which analyzed what percentage of the activities took place within the region’s “targeted industries”. There are six major areas in which the Northeast Regional Partnership has identified as regional strengths: defense, finance, food processing, logistics, medical devices, and vehicle manufacture. Since these cannot always be easily identified by use of NAICS⁶ (for example, the food targeted industry may involve not only all activity in NAICS 311 Food Manufacturing, but may include certain activities in food equipment production and repair, specialized cold storage and transportation, certain animal facilities, and even fabric production), a system of identifying and tracking changes in the targeted industries is needed. However, in terms of this annual report, summarizing the data is skewed since only certain activities-mainly, those related to the targeted industries (as well as activities in manufacturing and those involving major employers- are tracked. With this narrowly defined list of businesses which are tracked, reporting by targeted industry was not helpful. NAICS at the 3-digit level will be the focus this year.

NAICS ANALYSIS

Analysis by NAICS code is provided below. All intra-NEI events are excluded, with the exception of inclusion of any expansion which accompanied such a transfer.

NEW TO NEI

In the past three years, there have been 60 companies new to NEI, plus an additional 6 companies which expanded when they moved to a different NEI county. Although 26 different NAICS codes can be used to describe the main function of these companies, 70 percent of these companies can be described in just 10 different NAICS, as summarized below:

Major Industries (NAICS) Of New NEI Businesses, 2009-2011			
NAICS	Description	Number of Companies	Percent of All NEW EVENTS
325	Chemical Mfg	5	7.6%
326	Plastics & Rubber Products Mfg	3	4.5%
331	Primary Metal Mfg	4	6.1%
332	Fabricated Metal Prd Mfg	5	7.6%
333	Chemical Mfg	3	4.5%
336	Transportation Equipment Mfg	9	13.6%
339	Misc Mfg	5	7.6%
484	Truck Transportation	3	4.5%
493	Warehousing and Storage	5	7.6%
541	Professional, Scientific, and Tech Services	4	6.1%

⁶ North American Industry Classification System: the standard used by Federal agencies in classifying business establishments. See Appendix C for more information.

Ninety percent of all new announced *jobs* from 2009-2011 are in the following 11 NAICS areas:

Number of Employees Due to New NEI Businesses, by NAICS, 2009-2011			
NAICS	Description	Number of New Employees	Percent of All NEW Employees
311	Food Mfg	175	4.4%
325	Chemical Mfg	100	2.5%
326	Plastics & Rubber Products Mfg	423	10.7%
331	Primary Metal Mfg	211	5.3%
332	Fabricated Metal Prd Mfg	192	4.8%
335	Electrical Equipment, Appliance, & Component Mfg	477	12.0%
336	Transportation Equipment Mfg	1,094	27.5%
339	Miscellaneous Mfg*	161	4.1%
484	Truck Transportation	113	2.8%
493	Warehousing and Storage	477	12.0%
623	Nursing & Residential Care Facilities	150	3.8%

*Note that in northeast Indiana, most of the activity in NAICS 339 (Miscellaneous Manufacturing) is related to medical equipment and supplies manufacturing- aka medical devices, which is one of the area's targeted industries.

While 336 Transportation Equipment Manufacturing is the dominant NAICS among the new companies and also with the most new employees in NEI, 438 of these positions can be attributed to the activity at Gold Shield/Fleetwood in 2009. This is a company firmly entrenched in Adams County but due to the sale and re-opening of this company in 2009, 438 positions were newly created. Since the company was closed and sold, it was appropriate to show this as a new company. Other events in 336 include one new company in 2011 with more than 100 employees -CTA Acoustics, with 140 announced employees. In 2010, Continental Structural Plastics in Huntington County announced plans which included the hiring of 350 employees over the next few years. 220 are currently employed there.

In 2011 alone, the dominant NAICS for the number of new events were 339 Miscellaneous Manufacturing at 22.7 percent and 331 Primary Metal Manufacturing at 18.2 percent of all announcements.

The dominant NAICS categories for the most new employees in NEI were 326 Plastics & Rubber Manufacturing (23.8 percent); 493 Warehousing & Storage (23.0 percent); 331 Primary Metal Manufacturing (12.5 percent); and 335 Electrical Equipment, Appliance, and Component Manufacturing (10.3 percent).

EXPANDING IN NEI

In the past three years, there have been approximately 365 expansions bringing almost 9,200 new positions by expansions of existing companies in the specific NAICS industries tracked by CRI. Expansions also include increased space or investment of significant capital equipment purchases in addition to job expansion, and as mentioned earlier, a substantial percent (approximately 25 percent) of all expansions do not involve an increase in jobs. For example, over the past three years, there have been 20 recorded expansions of hospitals in NEI, yet only 12 new positions announced during this time.

The following charts identify the major NAICS industries in which expansions have occurred, both by number of expansions and by total new jobs added. Although expansions have occurred in 41 different NAICS industries, approximately 70 percent of all NEI expansions can be found in the following 10 industries.

Number of Expansions of NEI Businesses , by NAICS, 2009-2011			
NAICS	Description	Number of Expansion Events	Percent of All Expansion Events
311	Food Mfg	16	4.4%
326	Plastics & Rubber Products Mfg	17	4.7%
331	Primary Metal Mfg	20	5.5%
332	Fabricated Metal Prd Mfg	46	12.6%
333	Chemical Mfg	33	9.1%
334	Computer & Electronic Product Mfg	10	2.7%
336	Transportation Equipment Mfg	49	13.5%
339	Misc Mfg	20	5.5%
541	Professional, Scientific, and Tech Services	22	6.0%
622	Hospitals	20	5.5%

Approximately 80 percent of all jobs from expanding businesses in 2009-2011 are in the following 11 NAICS areas:

Number New Positions Due to Expanding NEI Businesses, by NAICS, 2009-2011			
NAICS	Description	Number of New Positions	Percent of all New Positions due to Expansions
311	Food Mfg	389	4.3%
326	Plastics & Rubber Products Mfg	242	2.7%
331	Primary Metal Mfg	289	3.2%
332	Fabricated Metal Prd Mfg	508	5.6%
333	Chemical Mfg	388	4.3%
334	Computer and Electronic Product Mfg	408	4.5%
336	Transportation Equipment Mfg	3,305	36.2%
339	Misc Mfg	513	5.6%
484	Truck Transportation	226	2.9%
517	Telecommunications	360	3.9%
541	Professional, Scientific, and Tech Services	320	3.5%

The Transportation Equipment Manufacturing Industry (NAICS 336) has been busy in adding new positions in the past three years, both in new and in expanding companies. Many companies have contributed to the growth in this industry. Of the 49 events in the expanding companies during this three year period, only nine of these added 100 or more employees:

- 1,000 new employees at General Motors due to two specific expansions
- TI Automotive, 100

- TRIN, 100
- Cruiser RV, 200 (plus another 15 in another event)
- Multimatic, 209
- Tenneco, 110
- Advanced Assembly, 114
- Fleetwood, 2 expansions totaling 502 employees after being purchased and brought back to life in 2009 (plus the *new* positions identified earlier).

In 2011, most of the activity has occurred in NAICS 332 Fabricated Metal Product Manufacturing, which accounted for 15.7 percent of all expansions, and in in NAICS 336 Transportation Equipment Manufacturing with 12.9 percent of all expansion events. A number of these events in NAICS 332 involved addition 20 or so employees. The major events in NAICS 335 were in the list above, namely the TI Automotive, TRIN, and Cruiser RV expansions occurred in 2011.

DOWNIZING IN NEI

The following charts identify the major NAICS industries in which downsizings have occurred, both by number of expansions and by total new jobs added. Downsizings were confined to 15 NAICS industries, and approximately 75 percent of all NEI downsizings are found in the following 7 industries.

Number of Downsizings of NEI Businesses, by NAICS, 2009-2011			
NAICS	Description	Number of Downsize Events	Percent of All Downsize Events
311	Food Mfg	4	9.1%
331	Primary Metal Mfg	3	6.8%
333	Chemical Mfg	3	6.8%
334	Computer & Electronic Product Mfg	4	9.1%
336	Transportation Equipment Mfg	10	22.7%
524	Insurance	3	6.8%
541	Professional, Scientific, and Tech Services	5	11.4%

Approximately 90 percent of all jobs lost from downsizing businesses in 2009-2011 are in the following 7 NAICS:

Number of Positions Lost Due to Downsizing in NEI Businesses, by NAICS, 2009-2011			
NAICS	Description	Number of Positions	Percent of all Downsize Positions
331	Primary Metal Mfg	145	4.9%
333	Chemical Mfg	321	10.8%
334	Computer & Electronic Product Mfg	429	14.5%
336	Transportation Equipment Mfg	1,080	36.4%
524	Insurance	153	5.2%
541	Professional, Scientific, and Tech Services	404	13.6%
551	Primary Metal Mfg	119	4.0%

The downsizing in NAICS 541 Professional, Scientific, and Technical Services are due to Navistar’s preparation in closing its Fort Wayne facility as well as downsizings occurring at Raytheon. These were 2011 events. The major downsizings occurred in 336 Transportation Equipment Mfg which were all 2009 events-two of these downsizings were at General Motors. General Motors, as mentioned above in the expansion section, had a year in 2011 that was vastly different from 2009. There was also a downsizing at Fleetwood Motor Homes, which was sold and then bought by a new owner, and another large downsizing was the Autoliv facility in Whitley County which maintains a very small workforce now and is not engaged in manufacturing.

CLOSINGS IN NEI

There were more closings in 2009 than in 2010 and 2011 combined. Twenty different NAICS subsectors were involved during this time but only NAICS 321 Wood Product Mfg had closings in each of the three years. The following four NAICS represent over 50 percent of all closings during these years:

Number of Closings of NEI Businesses , by NAICS, 2009-2011			
NAICS	Description	Number of Downsize Events	Percent of All Downsize Events
321	Wood Product Mfg	4	6.9%
331	Primary Metal Mfg	5	8.6%
333	Chemical Mfg	6	10.3%
336	Transportation Equipment Mfg	15	25.9%

Approximately 75 percent of all jobs from closing businesses in 2009-2011 are in the following five NAICS:

Number of Positions Lost by Closings in NEI Businesses, by NAICS, 2009-2011			
NAICS	Description	Number of Positions	Percent of all Positions Lost to Closings
321	Wood Product Mfg	209	4.7%
331	Primary Metal Mfg	996	22.4%
333	Chemical Mfg	152	3.4%
336	Transportation Equipment Mfg	1,676	37.7%
484	Truck Transportation	258	5.8%

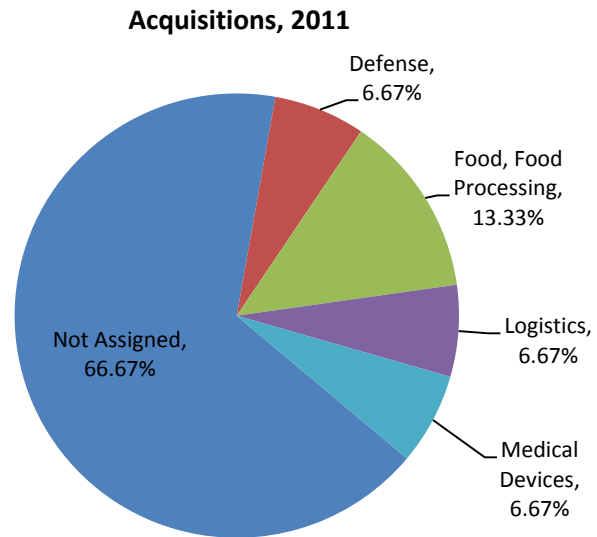
Approximately 700 of these positions were due to the Gold Shield/Fleetwood operations which found new life later, but there were many companies which closed in 2009. This past year (2011), the most dominant NAICS was in 484 Truck Transportation with two closings (Ruan Transportation and Allied Automotive) and a loss of 238 jobs in this area. To complete that story, however, we need to add the explanation that General Motors changed its carrier, and although Allied Automotive went out of business, the jobs were picked up by an expansion in Jack Cooper Transport.

TARGETED INDUSTRY ANALYSIS

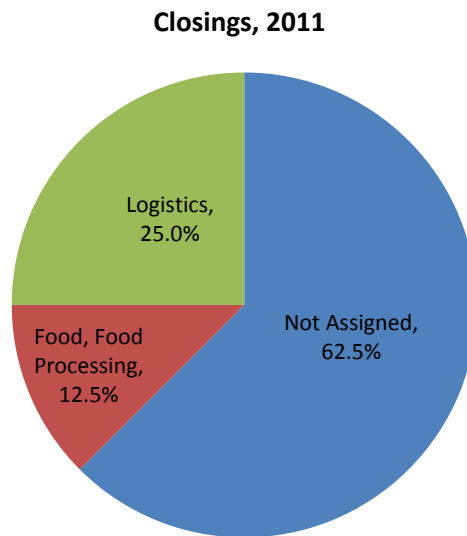
Although the NAICS analysis represents the last three years of business events in NEI, the targeted industry review focuses on 2011 only. This is due to the fact that the definition of targeted industries has continued to be refined over the years. For example, almost all manufacturing events used to be included in the targeted industry review. Now, the focus is on events related to vehicles only, not all manufacturing. Similarly, all finance and insurance industries were included as part of targeted industries, now only insurance carriers are included.

The following is a summary of 2011 targeted industry event. "Not assigned" indicates that the event was not assigned to a targeted industry.

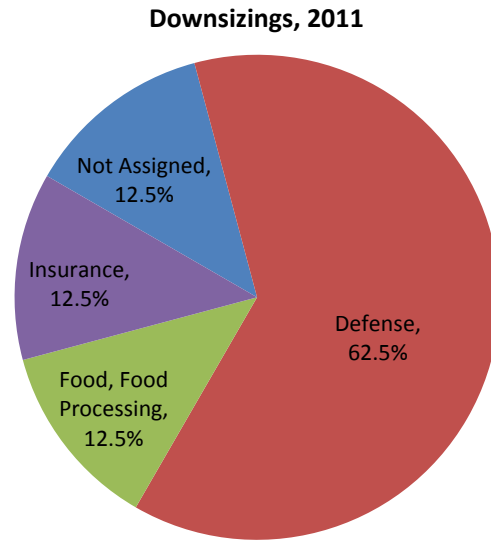
In acquisitions, of the 15 total known acquisitions, 5 were in targeted industries.



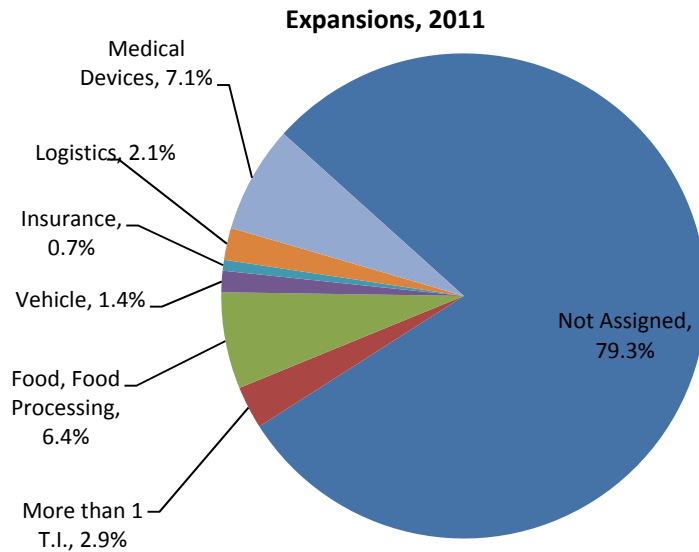
Of the 8 closings in 2011, 3 were in targeted industries.



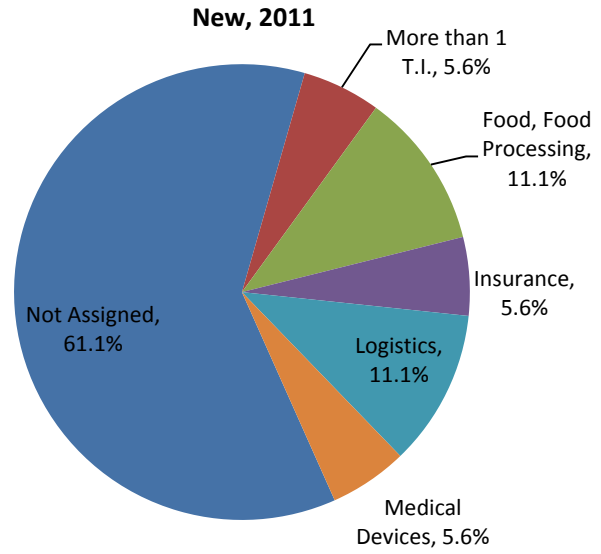
In Downsizings, seven of the eight events were in targeted industries and five of these were defense related.



In Expansions, almost 80 percent were not in a targeted industry. Note that the chart below has a category “More than 1 targeted industry”. Specifically, those expansions included C&A Tool Engineering which is both Medical and Defense, Pyromation which is involved in both the Food and Medical areas, General Mills, which is involved both in food and transportation, and Advanced Ag Resources, which is in both the food and logistics targeted industries.



Of the 18 new industries in 2011, 39 percent were in a targeted industry. Once again, "More than 1 T.I. indicates that a company has been coded as being integral to more than one targeted industry. In this case, HTFx Inc, is in both the Defense and Medical Device targeted industries.



APPENDICES

APPENDIX A- 2011 LIST OF EVENTS BY COUNTY

In order by type of event: Acquisition; Closing, Downsizing, and Lay-off; Expansion, and New

Notes: County reports include all events related to that county, including “intra-NEI” moves. These are indicated with asterisks. NA means that the data was not available.

ADAMS COUNTY

TYPE OF EVENT	PEOPLE/ JOBS	INVESTMENT In \$ Millions	SQ FT	COMPANY	NAICS	NAICS TEXT
Acquisitions				Ficosa North America	3363	Motor Vehicle Parts Mfg
Closing	58			Ruan Transport	4841	General Freight Trucking
Layoff	175			Ficosa North America	3363	Motor Vehicle Parts Mfg
Subtotal: Closing & Layoff	233					
Expansion	21	3	NA	Elkhart Products Corp.	3329	Other Fabricated Metal Product Mfg
Expansion	0	10	0	Red Gold Geneva Facility	3114	Fruit & Vegetable Preserving & Specialty
Expansion	30	25.6	57,000	FCC (Adams)	3363	Motor Vehicle Parts Mfg
Expansion	0	2.096	NA	Adams Memorial Hospital	6221	General Medical and Surgical Hospitals
Expansion	10	1.1	26,400	Smith Brothers of Berne Inc	3371	Household & Institutional Furniture
Expansion	55	1	NA	Ring-R Engineering	3366	Ship and Boat Building
New	3	NA	NA	Berne Medical Development	3391	Medical Equipment and Supplies Mfg
New	5	NA	NA	Emergency Mobile Technologies	3362	Motor Vehicle Body and Trailer Mfg
Subtotal: New & Expansion	299	\$42.796M	83,400			

NA means Not Available.

ALLEN COUNTY

TYPE OF EVENT	PEOPLE/ JOBS	INVESTMENT In \$ Millions	SQ FT	COMPANY	NAICS	NAICS TEXT
Acquisitions				L-1 Identity Solutions	3231	Printing and Related Support Activities
Acquisitions				ITT Exelis	3342	Communications Equipment Mfg
Acquisitions				Heritage Food Service Equipment, Inc.	4234	Professional and Commercial Equipment
Acquisitions				Mullinix Packages, Inc	3261	Plastics Product Mfg
Acquisitions				Specialized Transportation Inc	4842	Specialized Freight Trucking
Acquisitions				Indiana/Ohio Heart Group	6211	Offices of Physicians
Acquisitions				Hoosier Manufacturing Inc.	3327	Machine Shops; Turned Product; and Screw, Nut
Acquisitions				Sweet Aviation LLC	5324	Commercial and Industrial Machinery and Equip
Acquisitions				National Recreational Systems, Inc.	3371	Household and Institutional Furniture and Kit
Closing	180			Allied Automotive Group	4842	Specialized Freight Trucking
Closing	25			Baekgaard Ltd.	3169	Other Leather and Allied Product Mfg
Closing*	8			Solar Usage Now	3334	Ventilation, Heating, Air-Conditioning
Closing	73			International Bedding Corp.	3379	Other Furniture Related Product Mfg
Downsizing	53			Terex Advance Mixer, Inc	3362	Motor Vehicle Body and Trailer Mfg
Downsizing	60			Raytheon Systems Co	5417	Scientific Research and Development Services
Downsizing	NA			Raytheon Systems Co	5417	Scientific Research and Development Services
Downsizing	110			ITT Exelis	3342	Communications Equipment Mfg
Downsizing	200			Navistar/International Truck & Engine	5413	Architectural, Engineering, and Related Serv
Downsizing	133			Navistar/International Truck & Engine	5413	Architectural, Engineering, and Related Serv
Downsizing	NA			State Farm Claims Office	5242	Agencies, Brokerages, and Other Insurance
Subtotal: Closing & Downsizing	842					
Expansion	0	0.449	0	Press-Seal Gasket Corporation	3399	Other Miscellaneous Mfg
Expansion	35	50	8,500	BFGoodrich	3262	Rubber Product Mfg
Expansion	39	3.3	15,000	Pyromation	3345	Navigational, Measuring, Electromedical
Expansion	65	5.4	60,000	L.H. Medical	3391	Medical Equipment and Supplies Mfg
Expansion	0	1	0	Lincoln Financial Group	5241	Insurance Carriers
Expansion	1	0.044	0	AccuTemp Products, Inc.	3333	Commercial and Service Industry Machinery Mfg
Expansion	40	7.2	85,000	CK Products	3113	Sugar and Confectionery Product Mfg

ALLEN COUNTY continued

TYPE OF EVENT	PEOPLE/ JOBS	INVESTMENT In \$ Millions	SQ FT	COMPANY	NAICS	NAICS TEXT
Expansion	2	0.4	2,600	Artek, Inc.	3261	Plastics Product Mfg
Expansion	65	36	1,500,000	General Mills	4931	Warehousing and Storage
Expansion	200	1	NA	Jack Cooper Transport	4842	Specialized Freight Trucking
Expansion	0	1.15	105,000	Logistics Insight Corporation	4931	Warehousing and Storage
Expansion	38	2.8	14,000	Nemcomed	3391	Medical Equipment and Supplies Mfg
Expansion	9	1.2	0	Vita Nonwovens	3132	Fabric Mills
Expansion	13	0.06	0	Maxim Medical Services	2383	Building Finishing Contractors
Expansion	8	0	0	API Allinace Inc.	3344	Semiconductor and Other Electronic Component
Expansion	3	0.65	0	Bridge Packaging	4238	Machinery, Equipment, and Supplies Wholesaler
Expansion	5	0.05	1,800	Chase Case Co.	3399	Other Miscellaneous Mfg
Expansion	100	0	0	Frontier	5171	Wired Telecommunications Carriers
Expansion	0	0.5	4,300	Lutheran Health Clinic	6211	Offices of Physicians
Expansion	20	0.74	0	Hoosier Manufacturing Inc.	3327	Machine Shops; Turned Product; Screw, Nut Prd
Expansion	15	0.145	0	Aptera Software	5415	Computer Systems Design and Related Services
Expansion	25	0.345	0	QuikCut, Inc.	3323	Architectural and Structural Metals Mfg
Expansion	50	3.5	0	Dana Holding Corporation, Light Axle Products	3363	Motor Vehicle Parts Mfg
Expansion	2	NA	16,000	Chicago, Fort Wayne and Eastern Railroad	4821	Rail Transportation
Expansion	5	0.65	0	Faztek LLC	3313	Alumina and Aluminum Production and Proc
Expansion	3	2.65	0	Ward Corp	3315	Foundries
Expansion	12	1.8	18,000	Logikos	5415	Computer Systems Design and Related Services
Expansion	0	8	40,500	General Motors	3361	Motor Vehicle Mfg
Expansion	101	1.175	39,200	Vera Bradley	3169	Other Leather and Allied Product Mfg
Expansion	25	0	0	Frontier	5171	Wired Telecommunications Carriers
Expansion	2	0.16	0	Custom Art Screen Printing, Inc.	3231	Printing and Related Support Activities
Expansion	13	4	0	Peg Perego USA	3399	Other Miscellaneous Mfg
Expansion	10	0	0	Granite Broadcasting Corp.	5151	Radio and Television Broadcasting
Expansion	16	0.994	0	Indiana Refractory	3279	Other Nonmetallic Mineral Product Mfg
Expansion	160	40	50,000	Lutheran Life Villages	6231	Nursing Care Facilities
Expansion	0	0.232	3,000	Hercules Manufacturing Corp.	3331	Agriculture, Construction, and Mining Machine
Expansion	25	0.359	0	Gator Cases, Inc.	3399	Other Miscellaneous Mfg
Expansion	1	NA	17,000	KPC Mail Connection	5614	Business Support Services
Expansion	9	0.9	0	Trivector Manufacturing	3261	Plastics Product Mfg
Expansion	2	0.818	5,000	Fort Wayne Allergy & Asthma Consultants, Inc.	6211	Offices of Physicians

ALLEN COUNTY continued

TYPE OF EVENT	PEOPLE/ JOBS	INVESTMENT In \$ Millions	SQ FT	COMPANY	NAICS	NAICS TEXT
Expansion	14	0.167	38,000	Custom Engineering & Fabrication, Inc.	3331	Agriculture, Construction, and Mining Machine
Expansion	2	5	36,000	Women's Health Advantage	6211	Offices of Physicians
Expansion	124	17.5	200,000	Vera Bradley	3169	Other Leather and Allied Product Mfg
Expansion	100	275	0	General Motors	3361	Motor Vehicle Mfg
Expansion	35	0	0	Frontier	5171	Wired Telecommunications Carriers
Expansion	0	1.2	0	St. Joseph Hospital	6221	General Medical and Surgical Hospitals
Expansion	4	0.85	10,800	Central States Beauty Supply Co., Inc.	4242	Drugs and Druggists' Sundries Merchant Wholes
Expansion	7	1.1	15,000	Continental Diamond Tool Corp.	3335	Metalworking Machinery Mfg
Expansion	25	0	0	Frontier	5171	Wired Telecommunications Carriers
New*	181	17.4	80,000	Greatbatch Medical	3391	Medical Equipment and Supplies Mfg
New	60	NA	18,000	HTFx, Inc.	3391	Medical Equipment and Supplies Mfg
New	2	NA	NA	Sports Insurance Specialists, LLC	5242	Agencies, Brokerages, and Other Insurance Rel
New	35	39	85,000	SDI La Farga, LLC	3314	Nonferrous Metal (except Aluminum) Production
New	400	4.5	206,000	R3 Composites	3261	Plastics Product Mfg
New	3	0.65	4,000	Bridge Plastics Mfg.	3261	Plastics Product Mfg
New	12	0.451	NA	Solfire Contract Manufacturing	3399	Other Miscellaneous Mfg
Subtotal New & Expanding:	2,123	\$540.49	2,677,700			

*Indicates NEI Intra-move

NA means Not Available.

DEKALB COUNTY

TYPE OF EVENT	PEOPLE/ JOBS	INVESTMENT In \$ Millions	SQ FT	COMPANY	NAICS	NAICS TEXT
Expansion	35	0	0	Team Quality Service Inc.	5416	Management, Scientific, and Technical Consult
Expansion	20	1.2	NA	DeKalb Molded Plastics	3261	Plastics Product Mfg
Expansion	50	5	0	C & A Tool Engineering Inc	3391	Medical Equipment and Supplies Mfg
Expansion	50	0	0	Guardian Automotive	3272	Glass and Glass Product Mfg
Expansion*	75	0	0	Group Dekko- Garrett	3351	Electric Lighting Equipment Mfg
Expansion	21	0	0	Therma-Tru Corp	3323	Architectural and Structural Metals Manufactu
Expansion	25	1.5	0	Autoline Industries	3363	Motor Vehicle Parts Mfg
Expansion	12	0	0	Adventure Homes	3219	Other Wood Product Mfg
Expansion	100	0	0	TI Automotive	3363	Motor Vehicle Parts Mfg
Expansion	100	0	0	TRIN, Inc.	3363	Motor Vehicle Parts Mfg
Expansion	0	NA	17,000	Tristate Bolt Co.	3327	Machine Shops; Turned Product; and Screw, Nut
Expansion	50	0	0	Guardian Automotive	3272	Glass and Glass Product Mfg
Expansion	0	0.42	18,000	Rathburn Tool & Manufacturing	3327	Machine Shops; Turned Product; and Screw, Nut
Expansion	44	6	0	Auburn Gear Inc	3363	Motor Vehicle Parts Mfg
Expansion	1	1.35	0	Messenger Corp.	3222	Converted Paper Product Mfg
New	40	3.8	100,000	Western Power Sports Inc.	4931	Warehousing and Storage
New	350	70	815,000	Family Dollar Stores	4931	Warehousing and Storage
New	175	3	66,000	E-Collar Technologies	3359	Other Electrical Equipment and Component Manu
New	65	34.7	250,000	Scot Industries Inc.	3312	Steel Product Mfg from Purchased St
Subtotal New and Expanding:	1,213	\$126.97	1,266,000			

Note: No closings, downsizings, or acquisitions known for DeKalb County.

*Indicates NEI Intra-move

NA means Not Available.

HUNTINGTON COUNTY

TYPE OF EVENT	PEOPLE/ JOBS	INVESTMENT In \$ Millions	SQ FT	COMPANY	NAICS	NAICS TEXT
Acquisitions				Shuttleworth Inc.	3339	Other General Purpose Machinery Mfg
Expansion	2	0.8	0	Huntington Sheet Metal	3323	Architectural and Structural Metals Manufactu
Expansion	30	2	0	UT Electronic Controls	3344	Semiconductor and Other Electronic Component
Expansion	0	0.5	0	M & S Industrial Metal	3323	Architectural and Structural Metals Manufactu
Expansion	0	1.5	0	M & S Industrial Metal	3323	Architectural and Structural Metals Manufactu
Expansion	4	0.3	0	Future Manufacturing (formerly Fogwell)	3327	Machine Shops; Turned Product; and Screw, Nut
Expansion	1	0.7	0	Nelson Machining and Fabricating, Inc.	3327	Machine Shops; Turned Product; and Screw, Nut
Expansion	0	0.2	0	Cinergy Metronet	5171	Wired Telecommunications Carriers
Expansion	0	0.1	15,000	Continental Structural Plastics	3363	Motor Vehicle Parts Mfg
Expansion	23	17.65	NA	Gerdau MACSTEEL Heat Treat	3328	Coating, Engraving, Heat Treating, and Allied
Expansion	15	5.5	0	Gladieux Processing	3241	Petroleum and Coal Products Mfg
New	8	1.5	6,000	TwoEE's Winery	3121	Beverage Mfg
New	43	1.1	58,000	Huntington Aluminum	3313	Alumina and Aluminum Production and Proc
Subtotal New and Expanding:	209	\$31.85	79,000			

Note: No closings or downsizings known for Huntington County.

NA means Not Available.

LAGRANGE COUNTY

TYPE OF EVENT	PEOPLE/ JOBS	INVESTMENT In \$ Millions	SQ FT	COMPANY	NAICS	NAICS TEXT
Expansion	0	2.5	17,308	Parkview LaGrange Community Hospital	6221	General Medical and Surgical Hospitals
Expansion	0	NA	3,600	Heartland Mattress LLC	3379	Other Furniture Related Product Mfg
Expansion	2	NA	7,200	Custom Steel Designs LLC	3323	Architectural and Structural Metals Mfg
Expansion	2	0.35	NA	Tri-State Hardwood Co., Inc.	3211	Sawmills and Wood Preservation
Expansion	200	0.88	140,000	Cruiser RV, LLC	3362	Motor Vehicle Body and Trailer Mfg
Expansion	10	1.055	21,500	Open Range RV Company	3362	Motor Vehicle Body and Trailer Mfg
New	0	NA	18,750	Ultra Soy of America, LLC	3251	Basic Chemical Mfg
New*	9	NA	20,000	Trinity Pallet & Logistics Inc.	3219	Other Wood Product Mfg
Subtotal New and Expanding:	223	\$4.785	228,358			

Note: No closings, downsizings, or acquisitions known for LaGrange County.

*Indicates NEI intra-move

NA means Not Available.

NOBLE COUNTY

TYPE OF EVENT	PEOPLE/ JOBS	INVESTMENT In \$ Millions	SQ FT	COMPANY	NAICS	NAICS TEXT
Closing	3			Pennington Seed Inc.	3219	Other Wood Product Mfg
Closing*	9			Trinity Pallet & Logistics Inc.	3219	Other Wood Product Mfg
Closing*	3			Red Star Contract Manufacturing	3332	Industrial Machinery Mfg
Closing*	23			Sailrite	3132	Fabric Mills
Downsizing*	50			Group Dekko- Rome City	3359	Other Electrical Equipment and Component Manu
Downsizing	8			Atz Ice Cream	3115	Dairy Product Mfg
Downsizing*	25			Dekko Extrusion	3261	Plastics Product Mfg
Subtotal: Closing & Downsizing	121					
Expansion	52	2.2	0	Courier Kendallville Inc.	3231	Printing and Related Support Activities
Expansion	30	7	0	Busche Enterprise Corp.	3335	Metalworking Machinery Mfg
Expansion	12	2	0	Busche Enterprise Corp.	3335	Metalworking Machinery Mfg
Expansion	40	1.1	101,000	BRC Rubber & Plastics Inc	3262	Rubber Product Mfg
Expansion	20	0.266	0	B & J Production	3335	Metalworking Machinery Mfg
Expansion	7	0	0	Busche Enterprise Corp.	3335	Metalworking Machinery Mfg
Expansion	9	0	0	Busche Enterprise Corp.	3335	Metalworking Machinery Mfg
Expansion	0	4.473	0	Kraft Foods	3113	Sugar and Confectionery Product Mfg
Expansion	15	0.325	NA	B & J Medical	3391	Medical Equipment and Supplies Mfg
Expansion	2	2	0	Orthopedic Precision Instruments	3391	Medical Equipment and Supplies Mfg
Expansion	28	0	0	Reliable Production Machining & Welding	3363	Motor Vehicle Parts Mfg
Expansion	3	0	0	Newell Industrial, LLC	3261	Plastics Product Mfg
Expansion	0	NA	9,900	Vehicle Control Solutions, Inc.	5415	Computer Systems Design and Related Services
Expansion	0	2.5	0	Jeld-Wen Windows & Doors	3323	Architectural and Structural Metals Mfg
Expansion	1	0.362	0	AME Swiss Machining	3327	Machine Shops; Turned Product; and Screw, Nut
Expansion	6	0.17	0	Reliable Production Machining & Welding	3363	Motor Vehicle Parts Mfg
Expansion	2	NA	NA	Compliance Advantage	5416	Management, Scientific, and Technical Consult
Expansion	60	4	41,000	Dexter Axle	3363	Motor Vehicle Parts Mfg
Expansion	15	2.3	0	Vibration Control Technologies	3363	Motor Vehicle Parts Mfg
Expansion	40	1.1	18,000	Indiana Phoenix	3331	Agriculture, Construction, and Mining Machine
Expansion	70	0.712	0	Vehicle Control Solutions, Inc.	5415	Computer Systems Design and Related Services

NOBLE COUNTY continued

TYPE OF EVENT	PEOPLE/ JOBS	INVESTMENT In \$ Millions	SQ FT	COMPANY	NAICS	NAICS TEXT
New*	17	NA	NA	Orthopedic Precision Instruments	3391	Medical Equipment and Supplies Mfg
Subtotal New & Expanding:	429	\$30.508	169,900			

*Indicates NEI intra-move
NA means Not Available.

STEBEN COUNTY

TYPE OF EVENT	PEOPLE/ JOBS	INVESTMENT In \$ Millions	SQ FT	COMPANY	NAICS	NAICS TEXT
Acquisitions				Wolf Envelope	3222	Converted Paper Product Mfg
Acquisitions				Watkins Family Practice	6211	Offices of Physicians
Closing	0			Fremont Feed Mill	3111	Animal Food Mfg
Expansion	NA	NA	NA	Lagrange Products	3329	Other Fabricated Metal Product Mfg
Expansion	0	0.5	0	C&K Tool	3335	Metalworking Machinery Mfg
Expansion	10	NA	0	Pine Manor	3116	Animal Slaughtering and Procg
Expansion	15	1.8	0	Tenneco Inc.	3363	Motor Vehicle Parts Mfg
Expansion	7	1.2	0	Triton Metal Products	3327	Machine Shops; Turned Product; and Screw, Nut
Expansion	0	2.7	NA	Lakeland Skilled Nursing & Rehabilitation	6231	Nursing Care Facilities
Expansion	2	0.1	0	MTR Machining Concept, Inc.	3327	Machine Shops; Turned Product; and Screw, Nut
Expansion	4	0.73	0	Special Cutting Tools	3335	Metalworking Machinery Mfg
New*	43	0.62	22,500	Solar Usage Now	3334	Ventilation, Heating, Air-Conditioning, and C
New	140	9	93,000	CTA Acoustics Inc.	3363	Motor Vehicle Parts Mfg
Subtotal New and Expanding:	221	\$16.65	115,500			

*Indicates NEI intra-move
NA means Not Available.

WABASH COUNTY

TYPE OF EVENT	PEOPLE/ JOBS	INVESTMENT In \$ Millions	SQ FT	COMPANY	NAICS	NAICS TEXT
Expansion	2	2.5	78,400	Advanced Ag Resources Inc.	4931	Warehousing and Storage
Expansion	15	2.5	0	Metal Source LLC	3314	Nonferrous Metal (except Aluminum)
New	150	15	65,000	Mainstreet Property Group	6231	Nursing Care Facilities
Subtotal New and Expanding:	167	\$20.0	143,400			

Note: No closings, downsizings, or acquisitions known for Wabash County.

WELLS COUNTY

TYPE OF EVENT	PEOPLE/ JOBS	INVESTMENT In \$ Millions	SQ FT	COMPANY	NAICS	NAICS TEXT
Acquisitions				Haven Manufacturing (formerly Hower Tool)	3327	Machine Shops; Turned Product; and Screw, Nut
Acquisitions				NESCO	4412	Other Motor Vehicle Dealers
Layoff	7			Star Engineering & Machine Company	3327	Machine Shops; Turned Product; and Screw, Nut
Expansion	7	0	0	Fabri-Form	3261	Plastics Product Mfg
Expansion	4	2.387	0	Almco Steel Products Corp	3321	Forging and Stamping
Expansion	4	3.273	0	Alexin, LLC	3313	Alumina and Aluminum Production and Proc
Expansion	2	3.5	0	Pretzels, Inc	3119	Other Food Mfg
Expansion	11	0	0	Pretzels, Inc	3119	Other Food Mfg
Expansion	0	0.5	0	Inventure Group	3119	Other Food Mfg
Expansion	34	0	0	Westland Warehouse	4931	Warehousing and Storage
Expansion	0	0.035	0	Haven Manufacturing (formerly Hower Tool)	3327	Machine Shops; Turned Product; and Screw, Nut
Expansion	0	0.194	NA	General Manufacturing Inc.	3351	Electric Lighting Equipment Mfg
Expansion	10	0	0	J&R Products	4233	Lumber and Other Construction Materials Merch
Expansion	0	NA	0	Edge Manufacturing Inc.	3261	Plastics Product Mfg
Expansion	11	3.085	0	Metaldyne Corp	3363	Motor Vehicle Parts Mfg
Expansion	0	0.15	0	Perma Column	3273	Cement and Concrete Product Mfg
Expansion	0	0.0735	0	Star Engineering & Machine Company	3327	Machine Shops; Turned Product; and Screw, Nut
Expansion	0	5.798	0	Buckhorn, Inc.	3261	Plastics Product Mfg
Expansion	3	0.952	20,000	Snider Tire	3328	Coating, Engraving, Heat Treating, and Allied
Expansion	0	0.042	0	K-K Tool & Design, Inc.	3335	Metalworking Machinery Mfg
Subtotal Expanding:	86	\$19.9895	20,000			

NA means Not Available.

WHITLEY COUNTY

TYPE OF EVENT	PEOPLE/ JOBS	INVESTMENT In \$ Millions	SQ FT	COMPANY	NAICS	NAICS TEXT
Closing*	7			Orthopedic Precision Instruments	3391	Medical Equipment and Supplies Mfg
Closing	8			Calhoun Forest Products, LLC	3219	Other Wood Product Mfg
Closing	22			Eaton Hydraulics	3335	Metalworking Machinery Mfg
Subtotal Closing:	37					
Expansion	110	9.4	90,000	80/20	3313	Alumina and Aluminum Production and Proc
Expansion	18	8	0	C & A Tool Engineering Inc	3335	Metalworking Machinery Mfg
Expansion	6	0.35	0	Imaging Office Systems, Inc.	5182	Data Procg, Hosting, and Related Service
Expansion	0	1.7	0	Shindigz	3222	Converted Paper Product Mfg
Expansion	25	0	0	SubdivisionINFO.com	5415	Computer Systems Design and Related Services
Expansion	0	0.4	NA	Myers, Tison, Hockemeyer & McNagny LLP	5411	Legal Services
New*	3	0.1	NA	Red Star Contract Manufacturing	3391	Medical Equipment and Supplies Mfg
New	68	14.89	115,000	Advanced Materials Development LLC	3313	Alumina and Aluminum Production and Proc
New*	35	1.4	71,000	Sailrite	3132	Fabric Mills
Subtotal New & Expanding:	265	\$36.240	276,000			

*Indicates NEI Intra-move

NA means Not Available.

APPENDIX B- 2011 LIST OF EVENTS BY TYPE

Includes intra-NEI events (these are asterisked)

ACQUISITIONS

COUNTY	CITY/TOWN	COMPANY	NAICS	COMPANY SECTOR/ PRODUCT
Huntington	Huntington	Shuttleworth Inc.	3339	Other General Purpose Machinery Mfg
Allen	Fort Wayne	L-1 Identity Solutions	3231	Printing and Related Support Activities
Allen	Fort Wayne	ITT Exelis	3342	Communications Equipment Mfg
Allen	Fort Wayne	Heritage Food Service Equipment, Inc.	4234	Professional and Commercial Equipment and Sup
Allen	Fort Wayne	Mullinix Packages, Inc	3261	Plastics Product Mfg
Allen	Fort Wayne	Specialized Transportation Inc	4842	Specialized Freight Trucking
Wells	Ossian	Haven Manufacturing (formerly Hower Tool)	3327	Machine Shops; Turned Product; and Screw, Nut
Adams	Berne	Camryn Ficosa North America	3363	Motor Vehicle Parts Mfg
Allen	Fort Wayne	Indiana/Ohio Heart Group	6211	Offices of Physicians
Allen	Fort Wayne	Hoosier Manufacturing Inc.	3327	Machine Shops; Turned Product; and Screw, Nut
Allen	Fort Wayne	Sweet Aviation LLC	5324	Commercial and Industrial Machinery and Equip
Allen	Fort Wayne	National Recreational Systems, Inc.	3371	Household and Institutional Furniture and Kit
Steuben	Angola	Wolf Envelope	3222	Converted Paper Product Mfg
Steuben	Angola	Watkins Family Practice	6211	Offices of Physicians
Wells	Bluffton	NESCO	4412	Other Motor Vehicle Dealers

CLOSINGS

COUNTY	PEOPLE/JOBS	CITY/TOWN	COMPANY	NAICS	COMPANY SECTOR/ PRODUCT
Adams	58	Decatur	Ruan Transport	4841	General Freight Trucking
Allen	180	Roanoke	Allied Automotive Group	4842	Specialized Freight Trucking
Allen	25	Roanoke	Baekgaard Ltd.	3169	Other Leather and Allied Product Mfg
Allen*	8	Harlan	Solar Usage Now	3334	Ventilation, Heating, Air-Conditioning
Allen	73	New Haven	International Bedding Corp.	3379	Other Furniture Related Product Mfg
Noble	3	Ligonier	Pennington Seed Inc.	3219	Other Wood Product Mfg
Noble*	9	Ligonier	Trinity Pallet & Logistics Inc.	3219	Other Wood Product Mfg
Noble*	3	LaOtto	Red Star Contract Mfg	3332	Industrial Machinery Mfg
Noble*	23	Churubusco	Sailrite	3132	Fabric Mills
Steuben	0	Fremont	Fremont Feed Mill	3111	Animal Food Mfg
Whitley*	7	Columbia City	Orthopedic Precision Instruments	3391	Medical Equipment and Supplies Mfg
Whitley	8	South Whitley	Calhoun Forest Products, LLC	3219	Other Wood Product Mfg
Whitley	22	Columbia City	Eaton Hydraulics	3335	Metalworking Machinery Mfg
Employment Loss Excluding Intra-NEI Moves	369				

DOWNSIZING

COUNTY	PEOPLE/JOBS	CITY/TOWN	COMPANY	NAICS	COMPANY SECTOR/ PRODUCT
Allen	53	Fort Wayne	Terex Advance Mixer, Inc	3362	Motor Vehicle Body and Trailer Mfg
Allen	60	Fort Wayne	Raytheon Systems Co	5417	Scientific Research and Development Services
Allen	NA	Fort Wayne	Raytheon Systems Co	5417	Scientific Research and Development Services
Allen	110	Fort Wayne	ITT Exelis	3342	Communications Equipment Mfg
Allen	200	Fort Wayne	Navistar/International Truck & Engine	5413	Architectural, Engineering, and Related Services
Allen	133	Fort Wayne	Navistar/International Truck & Engine	5413	Architectural, Engineering, and Related Services
Allen	0	Fort Wayne	State Farm Claims Office	5242	Agencies, Brokerages, and Other Insurance
Noble*	50	Rome City	Group Dekko- Rome City	3359	Other Electrical Equipment and Component Manu
Noble	8	Kendallville	Atz Ice Cream	3115	Dairy Product Mfg
Noble*	25	Kendallville	Dekko Extrusion	3261	Plastics Product Mfg
Employment Loss Excluding Intra-NEI Moves Loss	564				

NA means Not Available.

LAYOFF

COUNTY	PEOPLE/JOBS	CITY/TOWN	COMPANY	NAICS	COMPANY SECTOR/ PRODUCT
Adams	175	Berne	Ficosa North America	3363	Motor Vehicle Parts Mfg
Allen	7	Bluffton	Star Engineering & Machine Company	3327	Machine Shops; Turned Product; and Screw
Employment Loss	182				

EXPANSIONS

COUNTY	PEOPLE /JOBS	INVESTMENT in Millions	SQ FT	CITY/TOWN	COMPANY	NAICS	COMPANY SECTOR/ PRODUCT
Adams	21	3	NA	Geneva	Elkhart Products Corp.	3329	Other Fabricated Metal Product Mfg
Adams	0	10	0	Geneva	Red Gold Geneva Facility	3114	Fruit and Vegetable Preserving & Specialty
Adams	30	25.6	57,000	Berne	FCC (Adams)	3363	Motor Vehicle Parts Mfg
Adams	0	2.096	NA	Decatur	Adams Memorial Hospital	6221	General Medical and Surgical Hospitals
Adams	10	1.1	26,400	Berne	Smith Brothers of Berne Inc	3371	Household and Institutional Furniture
Adams	55	1	NA	Berne	Ring-R Engineering	3366	Ship and Boat Building
Allen	0	0.449	0	Fort Wayne	Press-Seal Gasket Corporation	3399	Other Miscellaneous Mfg
Allen	35	50	8,500	Woodburn	BFGoodrich	3262	Rubber Product Mfg
Allen	39	3.3	15,000	Fort Wayne	Pyromation	3345	Navigational, Measuring, Electromedical and
Allen	65	5.4	60,000	Fort Wayne	L.H. Medical	3391	Medical Equipment and Supplies Mfg
Allen	0	1	0	Fort Wayne	Lincoln Financial Group	5241	Insurance Carriers
Allen	1	0.044	0	Fort Wayne	AccuTemp Products, Inc.	3333	Commercial and Service Industry Machinery Man
Allen	40	7.2	85,000	Fort Wayne	CK Products	3113	Sugar and Confectionery Product Mfg
Allen	2	0.4	2,600	Fort Wayne	Artek, Inc.	3261	Plastics Product Mfg
Allen	65	36	1,500,000	Yoder	General Mills	4931	Warehousing and Storage
Allen	200	1	NA	Fort Wayne	Jack Cooper Transport	4842	Specialized Freight Trucking
Allen	0	1.15	105,000	Roanoke	Logistics Insight Corporation	4931	Warehousing and Storage
Allen	38	2.8	14,000	Fort Wayne	Nemcomed	3391	Medical Equipment and Supplies Mfg
Allen	9	1.2	0	Fort Wayne	Vita Nonwovens	3132	Fabric Mills
Allen	13	0.06	0	Churubusco	Maxim Medical Services	2383	Building Finishing Contractors
Allen	8	0	0	Fort Wayne	API Allinace Inc.	3344	Semiconductor and Other Electronic Component
Allen	3	0.65	0	Fort Wayne	Bridge Packaging	4238	Machinery, Equipment, and Supplies Merchant W
Allen	5	0.05	1,800	Fort Wayne	Chase Case Co.	3399	Other Miscellaneous Mfg
Allen	100	0	0	Fort Wayne	Frontier	5171	Wired Telecommunications Carriers
Allen	0	0.5	4,300	New Haven	Lutheran Health Clinic	6211	Offices of Physicians
Allen	20	0.74	0	Fort Wayne	Hoosier Mfg Inc.	3327	Machine Shops;Turned Product,Screw
Allen	15	0.145	0	Fort Wayne	Aptera Software	5415	Computer Systems Design and Related Services
Allen	25	0.345	0	Fort Wayne	QuikCut, Inc.	3323	Architectural and Structural Metals Manufactu
Allen	50	3.5	0	Fort Wayne	Dana Holding Corporation, Light Axle	3363	Motor Vehicle Parts Mfg
Allen	2	NA	16,000	Fort Wayne	Chicago, Fort Wayne and Eastern Railroad	4821	Rail Transportation
Allen	5	0.65	0	Fort Wayne	Faztek LLC	3313	Alumina and Aluminum Production Processin
Allen	3	2.65	0	Fort Wayne	Ward Corp	3315	Foundries
Allen	12	1.8	18,000	Fort Wayne	Logikos	5415	Computer Systems Design and Related Services
Allen	0	8	40,500	Roanoke	General Motors	3361	Motor Vehicle Mfg

EXPANSIONS continued

COUNTY	PEOPLE /JOBS	INVESTMENT in Millions	SQ FT	CITY/TOWN	COMPANY	NAICS	COMPANY SECTOR/ PRODUCT
Allen	101	1.175	39,200	Fort Wayne	Vera Bradley	3169	Other Leather and Allied Product Mfg
Allen	25	0	0	Fort Wayne	Frontier	5171	Wired Telecommunications Carriers
Allen	2	0.16	0	Fort Wayne	Custom Art Screen Printing, Inc.	3231	Printing and Related Support Activities
Allen	13	4	0	Fort Wayne	Peg Perego USA	3399	Other Miscellaneous Mfg
Allen	10	0	0	Fort Wayne	Granite Broadcasting Corp.	5151	Radio and Television Broadcasting
Allen	16	0.994	0	Fort Wayne	Indiana Refractory	3279	Other Nonmetallic Mineral Product Mfg
Allen	160	40	50,000	Fort Wayne	Lutheran Life Villages	6231	Nursing Care Facilities
Allen	0	0.232	3,000	New Haven	Hercules Mfg Corp.	3331	Agriculture, Construction, and Mining Machine
Allen	25	0.359	0	Grabill	Gator Cases, Inc.	3399	Other Miscellaneous Mfg
Allen	1	NA	17,000	Fort Wayne	KPC Mail Connection	5614	Business Support Services
Allen	9	0.9	0	Fort Wayne	Trivector Mfg	3261	Plastics Product Mfg
Allen	2	0.818	5,000	Fort Wayne	Fort Wayne Allergy & Asthma	6211	Offices of Physicians
Allen	14	0.167	38,000	Fort Wayne	Custom Engineering & Fabrication, Inc.	3331	Agriculture, Construction, and Mining Machine
Allen	2	5	36,000	Fort Wayne	Women's Health Advantage	6211	Offices of Physicians
Allen	124	17.5	200,000	Fort Wayne	Vera Bradley	3169	Other Leather and Allied Product Mfg
Allen	100	275	0	Roanoke	General Motors	3361	Motor Vehicle Mfg
Allen	35	0	0	Fort Wayne	Frontier	5171	Wired Telecommunications Carriers
Allen	0	1.2	0	Fort Wayne	St. Joseph Hospital	6221	General Medical and Surgical Hospitals
Allen	4	0.85	10,800	Fort Wayne	Central States Beauty Supply Co., Inc.	4242	Drugs and Druggists' Sundries Merchant Wholes
Allen	7	1.1	15,000	New Haven	Continental Diamond Tool Corp.	3335	Metalworking Machinery Mfg
Allen	25	0	0	Fort Wayne	Frontier	5171	Wired Telecommunications Carriers
DeKalb	35	0	0	Auburn	Team Quality Service Inc.	5416	Management, Scientific, and Technical Consult
DeKalb	20	1.2	NA	Butler	DeKalb Molded Plastics	3261	Plastics Product Mfg
DeKalb	50	5	0	Auburn	C & A Tool Engineering Inc	3391	Medical Equipment and Supplies Mfg
DeKalb	50	0	0	Auburn	Guardian Automotive	3272	Glass and Glass Product Mfg
DeKalb*	75	0	0	Garrett	Group Dekko- Garrett	3351	Electric Lighting Equipment Mfg
DeKalb	21	0	0	Butler	Therma-Tru Corp	3323	Architectural and Structural Metals Manufactu
DeKalb	25	1.5	0	Butler	Autoline Industries	3363	Motor Vehicle Parts Mfg
DeKalb	12	0	0	Garrett	Adventure Homes	3219	Other Wood Product Mfg
DeKalb	100	0	0	Ashley	TI Automotive	3363	Motor Vehicle Parts Mfg
DeKalb	100	0	0	Ashley	TRIN, Inc.	3363	Motor Vehicle Parts Mfg
DeKalb	0	0.42	18,000	Auburn	Rathburn Tool & Mfg	3327	Machine Shops; Turned Product; Screw, Nut
DeKalb	44	6	0	Auburn	Auburn Gear Inc	3363	Motor Vehicle Parts Mfg
DeKalb	1	1.35	0	Auburn	Messenger Corp.	3222	Converted Paper Product Mfg

EXPANSIONS continued

COUNTY	PEOPLE /JOBS	INVESTMENT in Millions	SQ FT	CITY/TOWN	COMPANY	NAICS	COMPANY SECTOR/ PRODUCT
DeKalb	0	NA	17,000	Garrett	Tristate Bolt Co	3327	Machine Shops; Turned Product; Screw,
DeKalb	50	0	0	Auburn	Guardian Automotive	3272	Glass and Glass Product Mfg
Huntington	2	0.8	0	Huntington	Huntington Sheet Metal	3323	Architectural and Structural Metals Manufactu
Huntington	30	2	0	Huntington	UT Electronic Controls	3344	Semiconductor and Other Electronic Component
Huntington	0	0.5	0	Huntington	M & S Industrial Metal	3323	Architectural and Structural Metals Manufactu
Huntington	0	1.5	0	Huntington	M & S Industrial Metal	3323	Architectural and Structural Metals Manufactu
Huntington	4	0.3	0	Huntington	Future Mfg (formerly Fogwell)	3327	Machine Shops; Turned Product; Screw
Huntington	1	0.7	0	Huntington	Nelson Machining and Fabricating, Inc.	3327	Machine Shops; Turned Product; Screw
Huntington	0	0.2	0	Huntington	Cinergy Metronet	5171	Wired Telecommunications Carriers
Huntington	0	0.1	15,000	Huntington	Continental Structural Plastics	3363	Motor Vehicle Parts Mfg
Huntington	23	17.65	NA	Huntington	Gerdau MACSTEEL Heat Treat	3328	Coating, Engraving, Heat Treating
Huntington	15	5.5	0	Huntington	Gladieux Processing	3241	Petroleum and Coal Products Mfg
LaGrange	0	2.5	17,308	Lagrange	Parkview LaGrange Community Hospital	6221	General Medical and Surgical Hospitals
LaGrange	0	NA	3,600	Shipshewana	Heartland Mattress LLC	3379	Other Furniture Related Product Mfg
LaGrange	2	NA	7,200	Shipshewana	Custom Steel Designs LLC	3323	Architectural and Structural Metals Manufactu
LaGrange	2	0.35	NA	South Milford	Tri-State Hardwood Co., Inc.	3211	Sawmills and Wood Preservation
LaGrange	200	0.88	140,000	Howe	Cruiser RV, LLC	3362	Motor Vehicle Body and Trailer Mfg
LaGrange	10	1.055	21,500	Shipshewana	Open Range RV Company	3362	Motor Vehicle Body and Trailer Mfg
Noble	52	2.2	0	Kendallville	Courier Kendallville Inc.	3231	Printing and Related Support Activities
Noble	30	7	0	Albion	Busche Enterprise Corp.	3335	Metalworking Machinery Mfg
Noble	12	2	0	Albion	Busche Enterprise Corp.	3335	Metalworking Machinery Mfg
Noble	40	1.1	101,000	Ligonier	BRC Rubber & Plastics Inc	3262	Rubber Product Mfg
Noble	20	0.266	0	Albion	B & J Production	3335	Metalworking Machinery Mfg
Noble	7	0	0	Albion	Busche Enterprise Corp.	3335	Metalworking Machinery Mfg
Noble	9	0	0	Albion	Busche Enterprise Corp.	3335	Metalworking Machinery Mfg
Noble	0	4.473	0	Kendallville	Kraft Foods	3113	Sugar and Confectionery Product Mfg
Noble	15	0.325	NA	Kendallville	B & J Medical	3391	Medical Equipment and Supplies Mfg
Noble	2	2	0	Albion	Orthopedic Precision Instruments	3391	Medical Equipment and Supplies Mfg
Noble	28	0	0	Kendallville	Reliable Production Machining & Welding	3363	Motor Vehicle Parts Mfg
Noble	3	0	0	Albion	Newell Industrial, LLC	3261	Plastics Product Mfg
Noble	0	NA	9,900	Albion	Vehicle Control Solutions, Inc.	5415	Computer Systems Design and Related Services
Noble	0	2.5	0	Ligonier	Jeld-Wen Windows & Doors	3323	Architectural and Structural Metals Manufactu
Noble	1	0.362	0	Ligonier	AME Swiss Machining	3327	Machine Shops; Turned Product; and Screw, Nut
Noble	6	0.17	0	Kendallville	Reliable Production Machining & Welding	3363	Motor Vehicle Parts Mfg

EXPANSIONS continued

COUNTY	PEOPLE /JOBS	INVESTMENT in Millions	SQ FT	CITY/TOWN	COMPANY	NAICS	COMPANY SECTOR/ PRODUCT
Noble	2	NA	NA	Kendallville	Compliance Advantage	5416	Management, Scientific, and Technical Consult
Noble	60	4	41,000	Albion	Dexter Axle	3363	Motor Vehicle Parts Mfg
Noble	15	2.3	0	Ligonier	Vibration Control Technologies	3363	Motor Vehicle Parts Mfg
Noble	40	1.1	18,000	Avilla	Indiana Phoenix	3331	Agriculture, Construction, and Mining Machine
Noble	70	0.712	0	Albion	Vehicle Control Solutions, Inc.	5415	Computer Systems Design and Related Services
Steuben	NA	NA	NA	Fremont	Lagrange Products	3329	Other Fabricated Metal Product Mfg
Steuben	0	0.5	0	Angola	C&K Tool	3335	Metalworking Machinery Mfg
Steuben	10	NA	0	Orland	Pine Manor	3116	Animal Slaughtering and Processing
Steuben	15	1.8	0	Angola	Tenneco Inc.	3363	Motor Vehicle Parts Mfg
Steuben	7	1.2	0	Hamilton	Triton Metal Products	3327	Machine Shops; Turned Product; and Screw, Nut
Steuben	0	2.7	NA	Angola	Lakeland Skilled Nursing & Rehabilitation	6231	Nursing Care Facilities
Steuben	2	0.1	0	Ashley	MTR Machining Concept, Inc.	3327	Machine Shops; Turned Product; and Screw, Nut
Steuben	4	0.73	0	Angola	Special Cutting Tools	3335	Metalworking Machinery Mfg
Wabash	2	2.5	78,400	Wabash	Advanced Ag Resources Inc.	4931	Warehousing and Storage
Wabash	15	2.5	0	Wabash	Metal Source LLC	3314	Nonferrous Metal (except Aluminum) Production
Wells	7	0	0	Bluffton	Fabri-Form	3261	Plastics Product Mfg
Wells	4	2.387	0	Bluffton	Almco Steel Products Corp	3321	Forging and Stamping
Wells	4	3.273	0	Bluffton	Alexin, LLC	3313	Alumina and Aluminum Production and Processin
Wells	2	3.5	0	Bluffton	Pretzels, Inc	3119	Other Food Mfg
Wells	11	0	0	Bluffton	Pretzels, Inc	3119	Other Food Mfg
Wells	0	0.5	0	Bluffton	Inventure Group	3119	Other Food Mfg
Wells	34	0	0	Bluffton	Westland Warehouse	4931	Warehousing and Storage
Wells	0	0.035	0	Ossian	Haven Mfg (formerly Hower Tool)	3327	Machine Shops; Turned Product; and Screw, Nut
Wells	0	0.194	NA	Bluffton	General Mfg Inc.	3351	Electric Lighting Equipment Mfg
Wells	10	0	0	Bluffton	J&R Products	4233	Lumber and Other Construction Materials Merch
Wells	0	NA	0	Bluffton	Edge Mfg Inc.	3261	Plastics Product Mfg
Wells	11	3.085	0	Bluffton	Metaldyne Corp	3363	Motor Vehicle Parts Mfg
Wells	0	0.15	0	Ossian	Perma Column	3273	Cement and Concrete Product Mfg
Wells	0	0.0735	0	Bluffton	Star Engineering & Machine Company	3327	Machine Shops; Turned Product, Screw, Nut
Wells	0	5.798	0	Bluffton	Buckhorn, Inc.	3261	Plastics Product Mfg
Wells	3	0.952	20,000	Bluffton	Snider Tire	3328	Coating, Engraving, Heat Treating
Wells	0	0.042	0	Markle	K-K Tool & Design, Inc.	3335	Metalworking Machinery Mfg
Whitley	110	9.4	90,000	Columbia City	80/20	3313	Alumina and Aluminum Production and Processin
Whitley	18	8	0	Churubusco	C & A Tool Engineering Inc	3335	Metalworking Machinery Mfg

EXPANSIONS continued

COUNTY	PEOPLE /JOBS	INVESTMENT in Millions	SQ FT	CITY/TOWN	COMPANY	NAICS	COMPANY SECTOR/ PRODUCT
Whitley	6	0.35	0	Columbia City	Imaging Office Systems, Inc.	5182	Data Processing, Hosting, and Related Service
Whitley	0	1.7	0	South	Shindigz	3222	Converted Paper Product Mfg
Whitley	25	0	0	Columbia City	SubdivisionINFO.com	5415	Computer Systems Design and Related Services
Whitley	0	0.4	NA	Columbia City	Myers, Tison, Hockemeyer & McNagny	5411	Legal Services
Expansion							
Totals excluding intra NEI moves:							
	3,055	\$653.17	2,966,008				

*Indicates NEI Intra-move

NA means Not Available.

NEW:

COUNTY	PEOPLE /JOBS	Additional Due to Intra NEI Move	INVESTMENT in Millions	SQ FT	CITY/TOWN	COMPANY	NAICS	COMPANY SECTOR/ PRODUCT
Allen*	181	76	17.4	80,000	Fort Wayne	Greatbatch Medical	3391	Medical Equipment and Supplies Mfg
Allen	60		NA	18,000	Fort Wayne	HTFx, Inc.	3391	Medical Equipment and Supplies Mfg
Allen	2		NA	NA	Fort Wayne	Sports Insurance Specialists, LLC	5242	Agencies, Brokerages, and Other Insurance Rel
Huntington	8		1.5	6,000	Huntington	TwoEE's Winery	3121	Beverage Mfg
LaGrange	0		NA	18,750	South Milford	Ultra Soy of America, LLC	3251	Basic Chemical Mfg
DeKalb	40		3.8	100,000	Ashley	Western Power Sports Inc.	4931	Warehousing and Storage
DeKalb	350		70	815,000	Ashley	Family Dollar Stores	4931	Warehousing and Storage
LaGrange*	9		NA	20,000	Lagrange	Trinity Pallet & Logistics Inc.	3219	Other Wood Product Mfg
Adams	3		NA	NA	Berne	Berne Medical Development	3391	Medical Equipment and Supplies Mfg
Noble*	17	10	NA	NA	Albion	Orthopedic Precision Instruments	3391	Medical Equipment and Supplies Mfg
Whitley*	3		0.1	NA	Larwill	Red Star Contract Mfg	3391	Medical Equipment and Supplies Mfg
Adams	5		NA	NA	Decatur	Emergency Mobile Technologies	3362	Motor Vehicle Body and Trailer Mfg
Allen	35		39	85,000	New Haven	SDI La Farga, LLC	3314	Nonferrous Metal (except Aluminum) Production
Allen	400		4.5	206,000	Grabill	R3 Composites	3261	Plastics Product Mfg
Allen	3		0.65	4,000	Fort Wayne	Bridge Plastics Mfg.	3261	Plastics Product Mfg
Allen	12		0.451	NA	Fort Wayne	Solfire Contract Mfg	3399	Other Miscellaneous Mfg
DeKalb	175		3	66,000	Garrett	E-Collar Technologies	3359	Other Electrical Equipment and Component Manu
DeKalb	65		34.7	250,000	Auburn	Scot Industries Inc.	3312	Steel Product Mfg from Purchased St
Huntington	43		1.1	58,000	Huntington	Huntington Aluminum	3313	Alumina and Aluminum Production and Processin
Steuben*	43	35	0.62	22,500	Hamilton	Solar Usage Now	3334	Ventilation, Heating, Air-Conditioning, and C
Steuben	140		9	93,000	Orland	CTA Acoustics Inc.	3363	Motor Vehicle Parts Mfg
Wabash	150		15	65,000	Wabash	Mainstreet Property Group	6231	Nursing Care Facilities
Whitley	68		14.89	115,000	Columbia	Advanced Materials Development LLC	3313	Alumina and Aluminum Production and Processin
Whitley*	35	12	1.4	71,000	Columbia	Sailrite	3132	Fabric Mills
New Employment Excluding Only Intra-NEI Moves	1,559+133=1,692		\$217.11	2,093,250				

*Indicates NEI Intra-move

NA means Not Available.

APPENDIX C- NAICS CODES

NAICS codes (North American Industry Classification System) are used in classifying business establishments for the purposes of collecting, analyzing, and publishing statistical data related to the U.S. Business economy, and are the standard used by Federal agencies. NAICS is a two-through six-digit hierarchical classification system, with the classification becoming increasingly more detailed as more digits are used. The first 2 digits of the NAICS code identify the economic sector. For example, educational services are in sector 61, health services in 62. The third digit is the subsector; for example 621 is Ambulatory Health Care Service, and the fourth digit designates the industry group. For example, 6213 indicates the Offices of Other Health Practitioners. There are five and six- digit NAICS for more detailed information. In this report, the highest degree of detail used is 4-digit NAICS. The following indicate the most common three-digit NAICS used in this report.

Manufacturing Sectors (31-33)

311 Food Manufacturing
312 Beverage and Tobacco Product Mfg
313 Textile Mill
314 Textile Product Mills
315 Apparel Manufacturing
316 Leather and Allied Product Mfg
321 Wood Product Manufacturing
322 Paper Manufacturing
323 Printing and Related Support Activities
324 Petroleum and Coal Products Mfg
325 Chemical Manufacturing
326 Plastics and Rubber Products Mfg
327 Nonmetallic Mineral Product Mfg
331 Primary Metal Manufacturing
332 Fabricated Metal Product Mfg
333 Machinery Manufacturing
334 Computer and Electronic Product Mfg
335 Electrical Equipment, Appliance, Component Mfg
336 Transportation Equipment Manufacturing
337 Furniture and Related Product Manufacturing
339 Misc Mfg

Other Sectors

112 Animal Production
236 Construction of Buildings
238 Specialty Trade Contractors
423 Durable Good Merchant Wholesalers
424 NonDurable Good Merchant Wholesalers
441 Motor Vehicle and Parts Dealers
484 Truck Transportation
488 Support Activities for Transportation
491 Postal Services
493 Warehousing and Storage (and used for Distribution)
511 Publishing Industries
515 Broadcasting except Internet
517 Telecommunications
522 Credit Intermediation
524 Insurance Carriers
541 Professional, Scientific, Technical Services
561 Administrative and Support Services
621 Ambulatory Health Care Services
622 Hospitals
623 Nursing and Residential Care Facilities
811 Repair and Maintenance

For more information, reference the NAICS website at the US Census Bureau website:
<http://www.census.gov/eos/www/naics/> or contact our office for more information
(<http://new.ipfw.edu/centers/cri/contact/>).

APPENDIX D- INTRA NEI MOVES

- Solar Usage Now
 - Solar Usage Now is moving operations from Allen to Steuben with all 8 jobs transferring. The company is hiring another 35 new workers. The company is also making a capital investment in its newly leased building.
- Sailrite
 - Sailrite is moving operations from Noble to Whitley with all 23 jobs transferring. The company is hiring another 12 new workers. The company is also making a capital investment and acquiring the former Kilgore Manufacturing Company, Inc. facility. Sailrite used to operate in Whitley County in the early-2000s.
- Orthopedic Precision Instruments
 - Orthopedic Precision Instruments is moving operations from Whitley to Noble with all 7 jobs transferring and is hiring another 10 new workers. The company is co-locating with Vehicle Control Solutions.
- Red Star Contract Manufacturing
 - Red Star Contract Manufacturing is moving from Noble to Whitley with all jobs transferring. The company is also making a capital investment and moving into the former Eagle Precision Machining facility.
- Trinity Pallet & Logistics
 - Trinity Pallet & Logistics is moving from Noble to LaGrange with all jobs transferring. The company is relocating into the former Atwood Mobile Products facility.
- Greatbatch Medical
 - Greatbatch Medical, after expanding last year in Whitley County, is moving Allen with all 105 jobs transferring and will be hiring another 76. The company is making a substantial capital investment to build a new facility and is expecting construction to be complete in the spring of 2012.